

CANTERBURY PARK TOP VIEW

ADA ACCESSIBILITY GUIDELINE - ADAAG CONFORMANCE

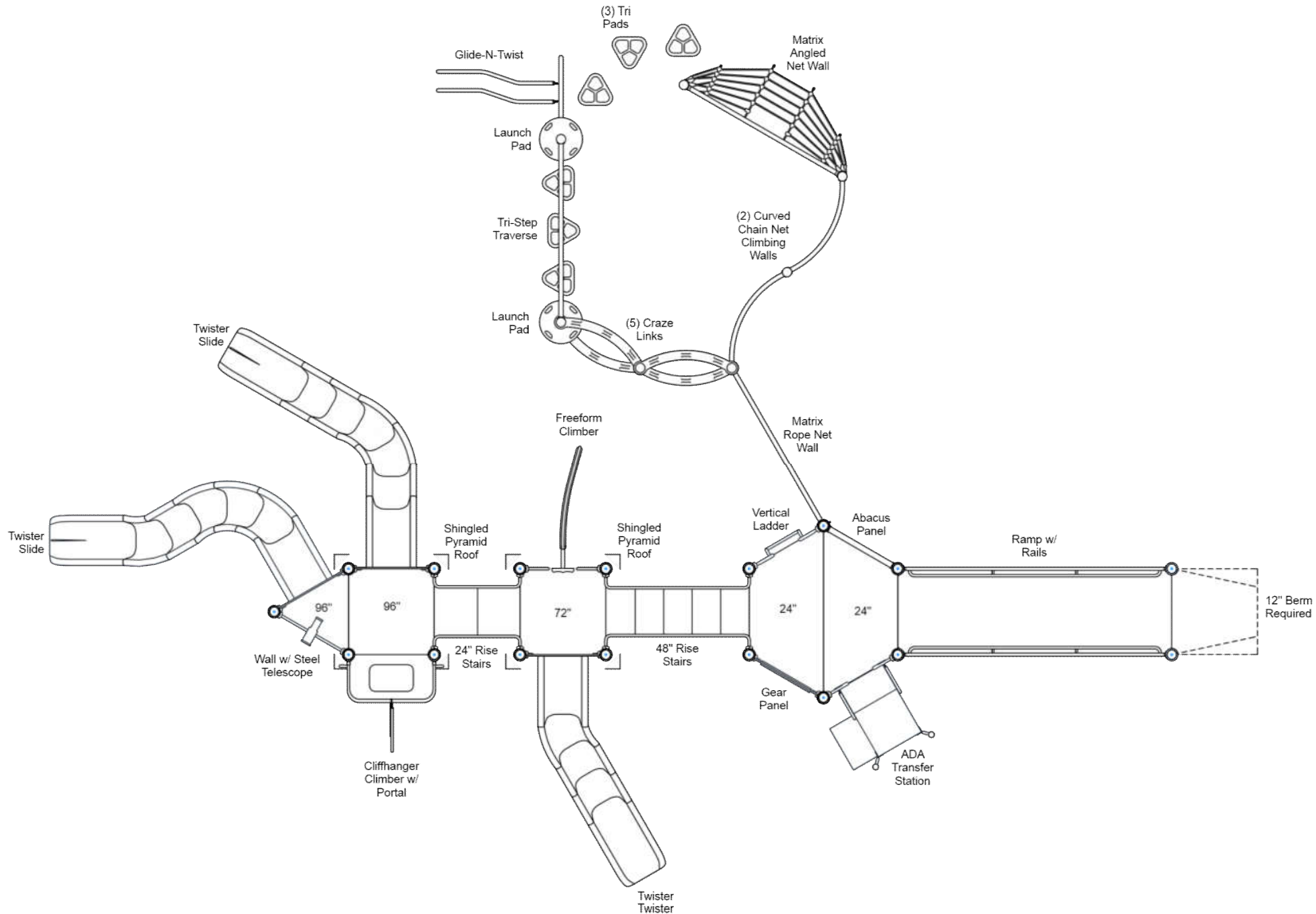
ELEVATED	ACCESSIBLE	RAMP ACCESSIBLE	GROUND	TYPES
9	9/5	3	5/0	2/3



GENERAL NOTES:

This conceptual plan is based on information provided prior to construction. Detailed site information, including the following, should be obtained, evaluated, and utilized in the final project design. Exact site dimensions, topography, existing utilities, soil conditions and drainage solutions.

WARNING: Accessible safety surfacing material is required beneath and around this equipment that has a critical height value (Fall Height) appropriate for the highest accessible part of this equipment. Refer to the CPSC'S Handbook For Public Playground Safety, Section 4: Surfacing.



STRUCTURE#: R5HD7902D

PROJECT#: ZCY156A100A

DATE: 11/4/2015 | DRAWN BY: MDM

MIN. USE ZONE: 58' x 50'

PLAYCRAFT REP:

Zenon Company



CANTERBURY PARK

TOP VIEW

ADA ACCESSIBILITY GUIDELINE - ADAAG CONFORMANCE

ELEVATED	ACCESSIBLE	RAMP ACCESSIBLE	GROUND	TYPES
3	3/2	0	1/1	1/1

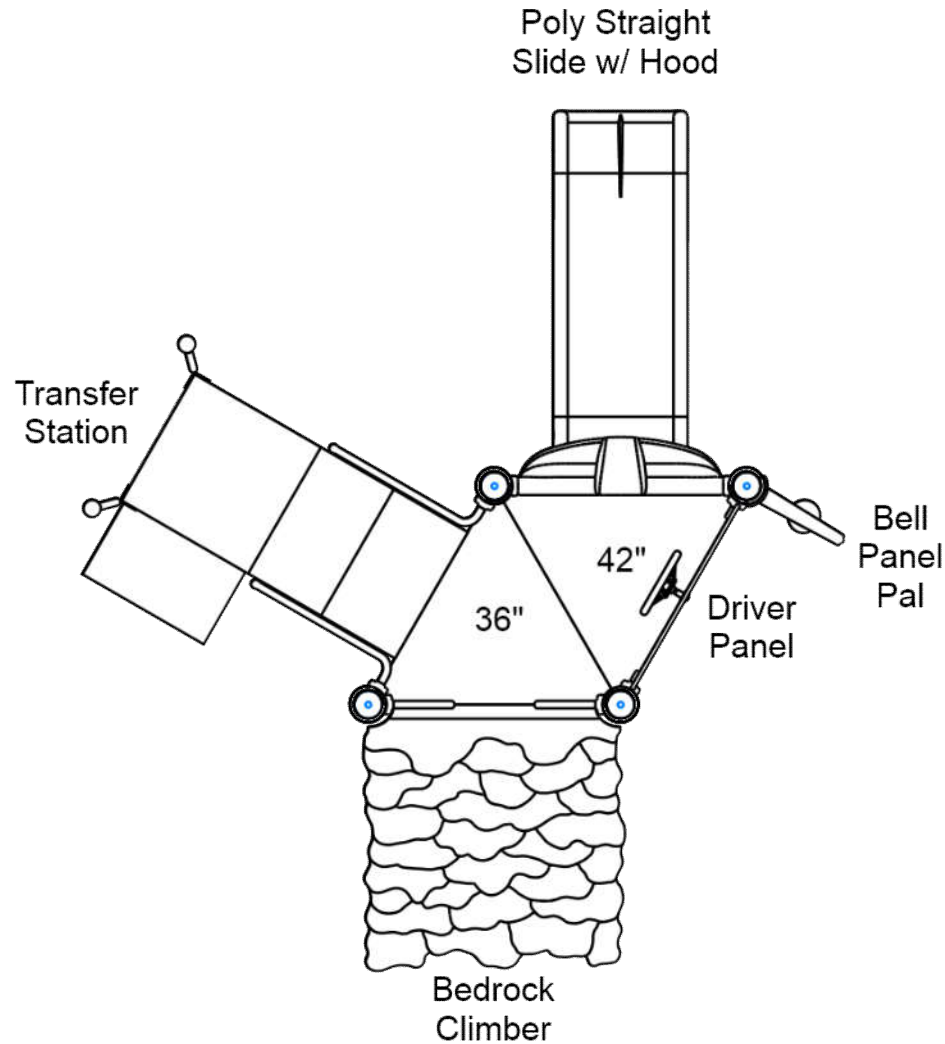
R5

FOR KIDS
AGES
2-5

GENERAL NOTES:

This conceptual plan is based on information provided prior to construction. Detailed site information, including the following, should be obtained, evaluated, and utilized in the final project design. Exact site dimensions, topography, existing utilities, soil conditions and drainage solutions.

WARNING: Accessible safety surfacing material is required beneath and around this equipment that has a critical height value (Fall Height) appropriate for the highest accessible part of this equipment. Refer to the CPSC'S Handbook For Public Playground Safety, Section 4: Surfacing.



STRUCTURE#: R50AF29AA

PROJECT#: ZCY156A100A

DATE: 11/4/2015 | DRAWN BY: MDM

MIN. USE ZONE: 23' x 25'

PLAYCRAFT REP:

Zenon Company



CANTERBURY PARK

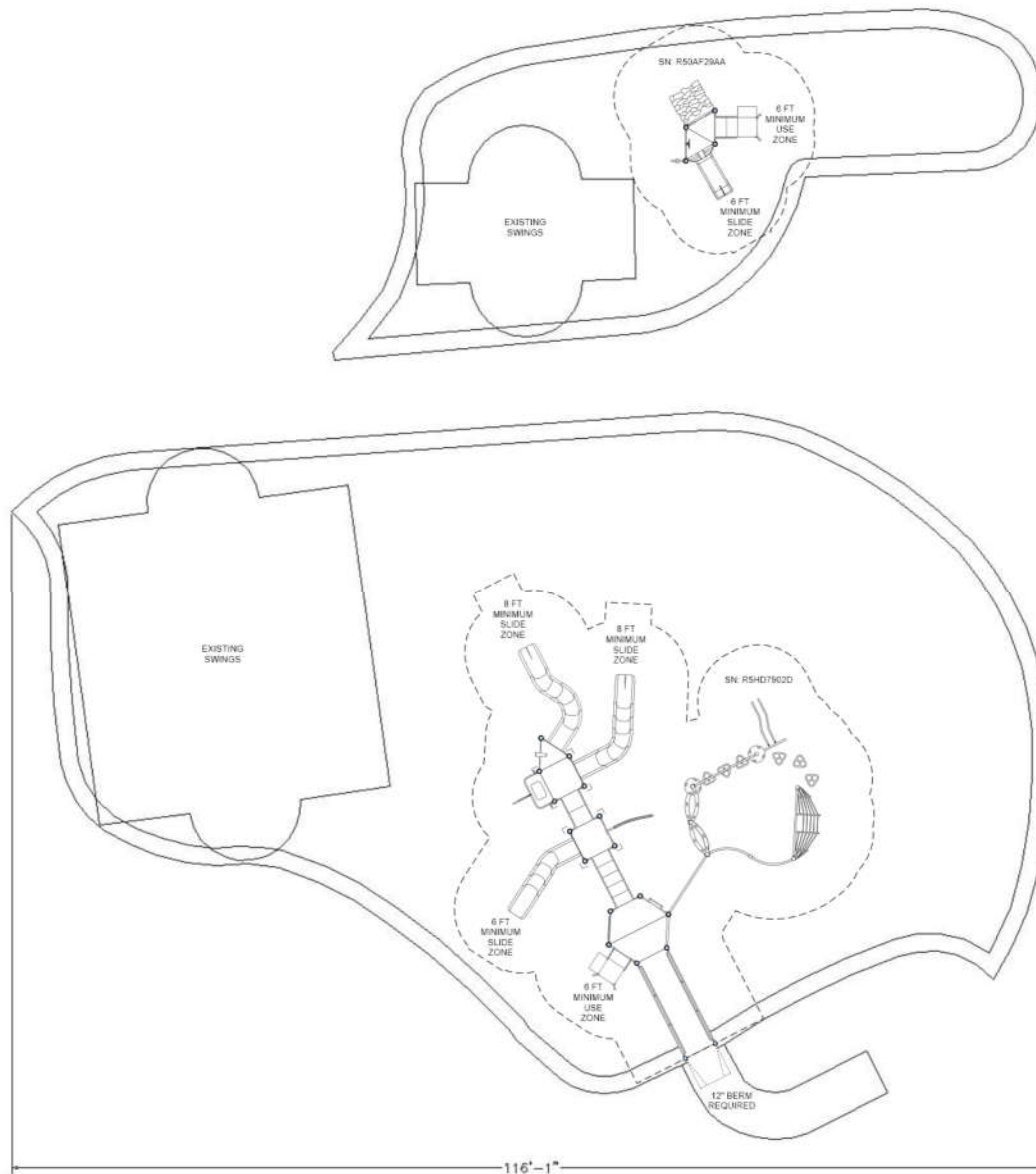
SITE PLAN

ADA ACCESSIBILITY GUIDELINE - ADAAG CONFORMANCE

ELEVATED	ACCESSIBLE	RAMP ACCESSIBLE	GROUND	TYPES
12	12/6	3	6/0	3/3

R5

FOR KIDS
AGES
[Mixed]



GENERAL NOTES:

This Preliminary Site Plan is based on measurements that were provided in the initial planning phase. All dimensions must be verified prior to the submission of a purchase order. Krauss Craft, Inc. will not be held responsible for any discrepancies between actual dimensions and dimensions submitted in the planning phase.

The Minimum Use Zone for a play structure is based on the product design at the time of proposal. Components and structure designs may be subject to change which may affect dimensions. Therefore, before preparing the site, we strongly recommend obtaining final drawings from the factory (available after the order is placed and included in the Assembly Manual).

WARNING: Accessible safety surfacing material is required beneath and around this equipment that has a critical height value (Fall Height) appropriate for the highest accessible part of this equipment. Refer to the CPSC'S Handbook For Public Playground Safety, Section 4: Surfacing.

PROJECT#: ZCY156A100A

DATE: 11/4/2015 | DRAWN BY: MDM

MIN. USE ZONE: 47' x 119'

PLAYCRAFT REP:

Zenon Company



CANTERBURY PARK
SW VIEW

RH5

FOR KIDS
AGES
5-12



STRUCTURE#: R5HD7902D
PROJECT#: ZCY156A100A
DATE: 11/4/2015 | DRAWN BY: MDM



CANTERBURY PARK
SE VIEW

RH5

FOR KIDS
AGES
5-12



STRUCTURE#: R5HD7902D
PROJECT#: ZCY156A100A
DATE: 11/4/2015 | DRAWN BY: MDM



CANTERBURY PARK
NE VIEW

RH5

FOR KIDS
AGES
5-12



STRUCTURE#: R5HD7902D

PROJECT#: ZCY156A100A

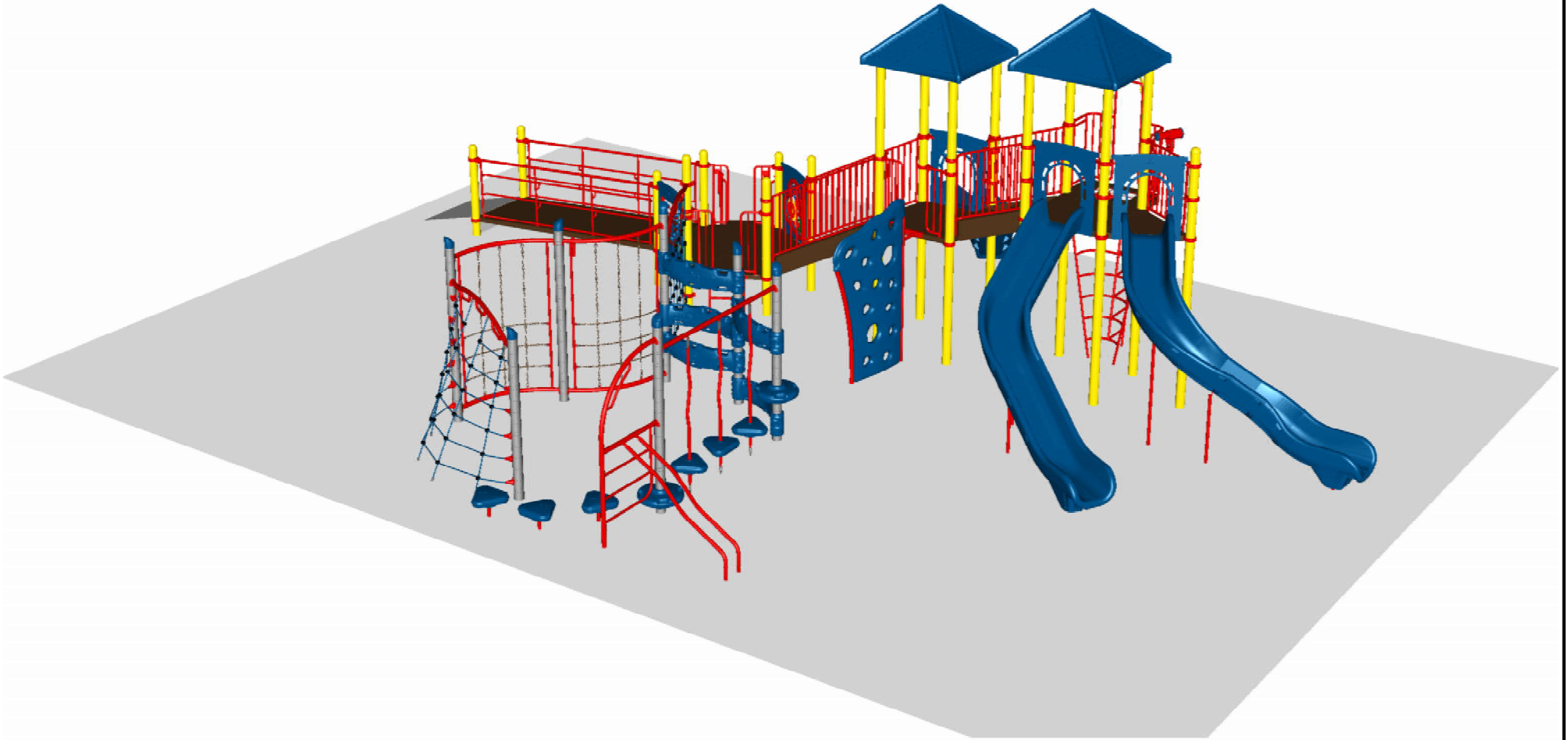
DATE: 11/4/2015 | DRAWN BY: MDM



CANTERBURY PARK
NW VIEW

RH5

FOR KIDS
AGES
5-12



STRUCTURE#: R5HD7902D

PROJECT#: ZCY156A100A

DATE: 11/4/2015 | DRAWN BY: MDM



CANTERBURY PARK
SW VIEW

R5

FOR KIDS
AGES
2-5



STRUCTURE#: R50AF29AA
PROJECT#: ZCY156A100A
DATE: 11/4/2015 | DRAWN BY: MDM



CANTERBURY PARK
NE VIEW

R5

FOR KIDS
AGES
2-5



STRUCTURE#: R50AF29AA

PROJECT#: ZCY156A100A

DATE: 11/4/2015 | DRAWN BY: MDM





Bill of Materials

CANTERBURY PARK
 Larry Yasdick
 1685 W. Higgins
 Hoffman Estates, IL. 10169
 8478857500

Project# ZCY156A100A
 11/4/2015

Item	Description	Quantity
R5HD7902D		
HS-1004-R	Collars	45
14-12-1200	Climber, Matrix Angled Net Wall	1
GF-7002	Dome Cap, R5	9
S-1008-R5-08ft	Post, 08ft R5	2
S-1009-R5-09ft	Post, 09ft R5	3
S-1010-R5-10ft	Post, 10ft R5	2
S-1011-R5-11ft	Post, 11ft R5	1
S-10126-RV5	Post (126in)	2
S-10132-RV5	Post (132in)	1
S-10138-RV5	Post (138in)	4
S-1015-R5-15ft	Post, 15ft R5	1
S-1017-R5-17ft	Post, 17ft R5	4
S-1018-R5-18ft	Post, 18ft R5	4
S-1101-R5	Square Deck	2
S-1102-R5	Tri-Deck	1
S-1106-R5	Hex Deck, Half (4 Post)	2
S-1206-24R45	ADA Stairs, 24in Rise w/ Walls	1
S-1206-48R5	ADA Stairs, 48in Rise w/ Walls	1
S-1208-R-RAIL24	Ramp 144in (06-12in High w/ Rails, Inclined)	1
S-1209-12-HW-R5	Transfer Station, 24in-L (RHW)	1
S-1210-24R5	Climber, Vertical Ladder 18-24in	1
S-1238-6R5	Climber, Freeform 66-72in	1
S-1283-RH5	Climber, Matrix Rope Net Wall (RH5)	1
S-1289-8R5-GLASS	Climber, Cliffhanger 90-96in (w/ Portal)	1
S-1296-RV	Craze Link RV	5



Bill of Materials (continued)

Item	Description	Quantity
S-1419-CLR-RV	Tri-Step (w/ Two Posts, Multi-colored)	1
S-1627-R5	Abacus Panel	1
S-1644-R5	Gear Panel	1
S-1710-6R5-LSS	Slide, Twister 72in (L-S2)	1
S-1710-8R5-LLLSR	Slide, Twister 96in (L-L-L-S-R)	1
S-1710-8R5-SLLSS	Slide, Twister 96in (S-L-L-S-S)	1
S-1807-R5	Roof, Square Pyramid (Shingled)	2
S-1830-STL-R5	Wall w/ Steel Telescope	1
S-1917-RVLR	Climber, Glide-N-Twist (Left Handle, Right Bend)	1
S-1951-RV	Climber, Curved Chain Net Wall	2
S-1961-RV	Tri Pad	3
S-21263-RV	Launch Pad RV	2
HS-1100-2	Deck to Deck Hardware	3
R50AF29AA		
HS-1004-R	Collars	13
GF-7002	Dome Cap, R5	4
S-1010-R5-10ft	Post, 10ft R5	1
S-1011-R5-11ft	Post, 11ft R5	3
S-1102-R5	Tri-Deck	2
S-1209-24-R5	Transfer Station, 36in-R	1
S-1228-3R	Climber, Bedrock 30-36in	1
S-1625-R5	Driver Panel	1
S-1661-R5	Panel Pal, Bell	1
S-1701-3R5H_42	Slide, Single 42in (Straight w/ Hood)	1
HS-1007-R5	Extra Hardware	1